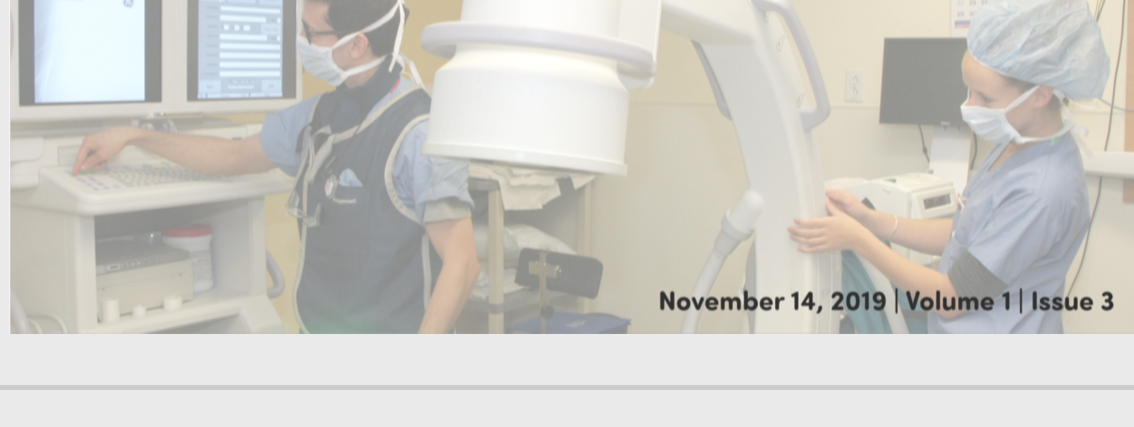


# The Inside View

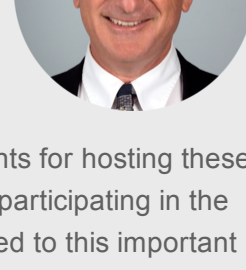
Department of Radiology



November 14, 2019 | Volume 1 | Issue 3

## A Message from Jonny

Dear All,



Future resident interview season has begun and many of you will notice groups of formally-dressed medical students touring around our department. I am very grateful to our superb residents for hosting these students and for leading the tours. To our faculty and residents participating in the interviews, I am very appreciative of the time you have committed to this important process as we seek to attract the best and brightest to our department.


To help us do so, we have also refreshed our Radiology residency book with a clean and modern look and feel. Designed to give prospective residents a flavor of our department, this piece highlights our unique program offerings, collegial and inclusive culture, resident accomplishments and testimonials, post-residency placement statistics, and much more.

If you should happen upon a tour in the coming weeks, please introduce yourself and thank our guests for taking the time to explore what BIDMC Radiology is all about. Also, a sincere thank you to the clinical staff chipping in to cover services whilst your colleagues are participating in these interviews.

Sincerely,  
Jonny

Jonathan B. Kruskal, MD, PhD, FACR  
Chairman, Department of Radiology, BIDMC  
Melvin E. Clouse Professor of Radiology, HMS

## RSNA in Chicago!




The 105th Scientific Assembly and Annual Meeting is less than two weeks away. [This year's Radiological Society of North America conference](#) will be held Dec. 1–9 at McCormick Place in Chicago, Ill. If you will be attending RSNA 2019, be sure to stop by our BIDMC Radiology Alumni Reception on Tuesday, Dec. 3, 6–8 p.m. at the University Club of Chicago, College Hall, 76 East Monroe St. To RSVP to the reception, please email [Lindsay Oslund](#) by Nov. 27.

## The News Desk

*Imaging Technology News* recently quoted our Diagnostic Radiologist [Janet Baum, MD](#), in "An Upgrade to 3-D Mammography Necessitates Re-evaluation of Skin Markers." [Check out the story here](#). If you receive a news or media request, please email [Lindsay Oslund](#), who is available to support you in collaboration with her BIDMC counterparts.



## Awards, Honors & Kudos




**Katherine (Katie) van Schaik (PGY-2), MD, PhD, MA**, has been invited to the University of Oxford (UK) in December to give a lecture on symptom management in patients of the past and present. Her research on medical decision-making, cognitive bias, and the development and evolution of disease classification systems from Greco-Roman times through today is the focus of a book for which she has received an advance contract with Princeton University Press. Katie also uses the tools of radiology to study the skeletal remains of past populations, a project she began in 2015 while working in BIDMC's musculoskeletal section and earning her medical degree at Harvard.

**November is Imaging Month!** BIDMC proudly recognizes the vital work of our Imaging Technologists and their important role in patient care and healthcare safety. We salute our 2019 Deborah J. Walsh Award nominees who epitomize the commitment to quality care of our imaging technologists:



**Jesse Backstrom, R.T. (R) (ARRT)**: *"Jesse is helpful, caring, resourceful and always happy to offer assistance, no matter the task. He is a fantastic team player... always cheerful, respectful and exceptional in everything he does. He exemplifies professionalism and kindness and has positively impacted those around him. His knowledge, willingness to help others and dedication to his job make him the perfect recipient."*



**Kirsten Gonsalves, R.T. (R) (MR) (ARRT)**: *"Kirsten has the technical skills and knowledge to handle any case and does so without question. She takes the lead when teaching, investigating safety issues or optimizing the patient experience. Kirsten's smile and can-do attitude are exemplary... Recognizing the individuality of every person with whom she interacts, Kirsten provides a unique and positive experience for all her patients."*

## The Research Roundup



Welcome, **Jenny Thompson**, a new Clinical Research Coordinator in the Breast Care Center. A recent graduate of Boston University, she received a Master of Science degree in Public Health Nutrition.

Jenny is working with Dr. Jordana Phillips and other researchers in the center to screen, recruit, and consent patients for breast cancer studies. She finds the BIDMC community to be very welcoming and enjoys being part of such a supportive team.

Outside of work, some of her hobbies include baking, running, and hiking. She posted a personal best in the Chicago Marathon in October and was selected to run the 2020 Boston Marathon on behalf of BIDMC and fundraise for the hospital's Cancer Center. Jenny is excited to be involved in the new technology advances here in Breast Imaging!

## The Art Gallery



The Society of Abdominal Radiology's International Education team is all smiles at the base of Arenal Volcano in Costa Rica. Among those pictured is former BIDMC Abdominal Imaging Fellow [Steve Anderson, MD](#), (top left), now Professor of Radiology at Boston University School of Medicine.



A stunningly vibrant hummingbird perched in its natural Costa Rica habitat. Photo taken by [Jonny Kruskal, MD, PhD, FACR](#).

## Catch Up on *The Inside View*

Miss an issue of *The Inside View* and having trouble locating it in your mailbox? No problem! You can now access back issues of our Radiology newsletter. [Visit our internal news page](#) and catch up at your convenience. Each issue will be uploaded in real-time every two weeks.

## Footnotes

>>> Open Enrollment runs through Friday, Nov. 15. Don't forget to select your BIDMC employee 2020 benefits. For more information and resources, visit the [Portal](#).

>>> We are seeking residents, fellows, and faculty who are interested in teaching our undergraduate medical students. Lectures are one hour each and pre-made slides are available for most topics to minimize prep work. [Visit our Google Drive file](#) to sign up. For additional questions, contact Radiology Clerkship Coordinator [Ceejay Powell Francis](#).

>>> Calling all artists! We are reinvigorating our art display in the third-floor Rosenberg "Gallery" room with original photographs, paintings, and drawings. If you would like to submit your work for consideration, please email a short description and an image file of your work to [RadiologyNews@bidmc.harvard.edu](#).

>>> Apply to Run in the 2020 Boston Marathon: Do you—or does someone you know—want to run the 2020 Boston Marathon? Team BIDMC is currently [accepting applications!](#)

>>> The Katherine Swan Ginsburg Humanism in Medicine Fellowship Program is accepting submissions for its first issue of the *Medical Humanities Literary Magazine*. Submissions should be unpublished, original work about a medical subject. The Fellowship Program will consider poetry, short fiction, creative non-fiction, photography, and/or visual art. Please include your name, department, postgraduate year (if applicable), and the title of the work in your submission. The Program will also consider anonymous submissions.

All work will be kept secure and confidential until publication, and the final magazine will not be distributed beyond the BIDMC community without consent. Submissions related to patient care are encouraged but must maintain HIPAA compliance, and adhere to hospital written consent requirements. Send your submissions to [litmag@bidmc.harvard.edu](#), now through January 31, 2020.

Thanks for reading!

*The Inside View* is a biweekly publication produced by the BIDMC Department of Radiology

Editorial Office:  
One Deaconess Rd.  
Rosenberg, 3rd Floor  
Boston, MA | 02215

Share your ideas and feedback with us:  
[RadiologyNews@bidmc.harvard.edu](#)

SUBSCRIBE

UNSUBSCRIBE