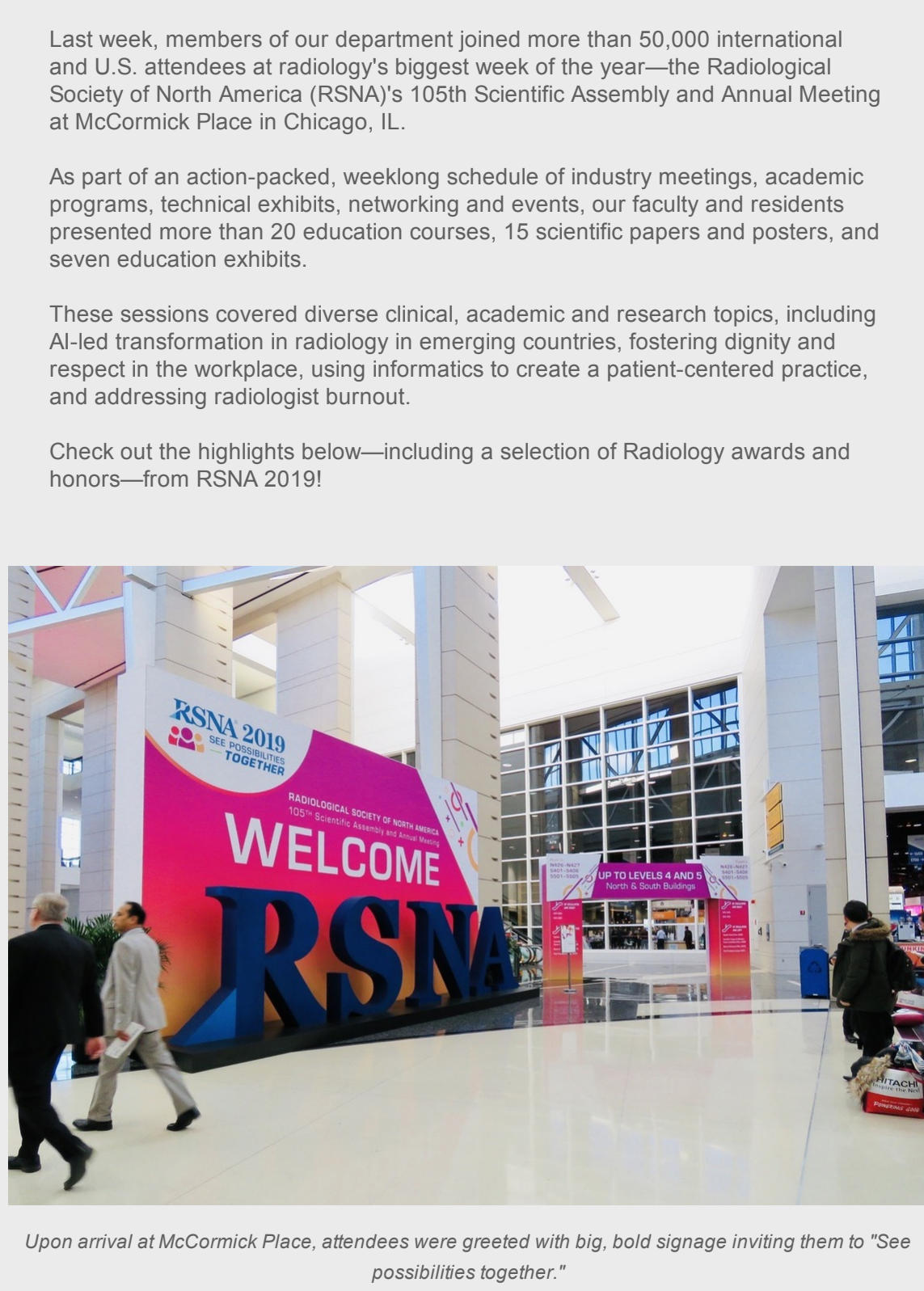


The Inside View

Department of Radiology

December 12, 2019 | Volume 1 | Issue 5

#RSNA19 Recap




Last week, members of our department joined more than 50,000 international and U.S. attendees at radiology's biggest week of the year—the Radiological Society of North America (RSNA)'s 105th Scientific Assembly and Annual Meeting at McCormick Place in Chicago, IL.

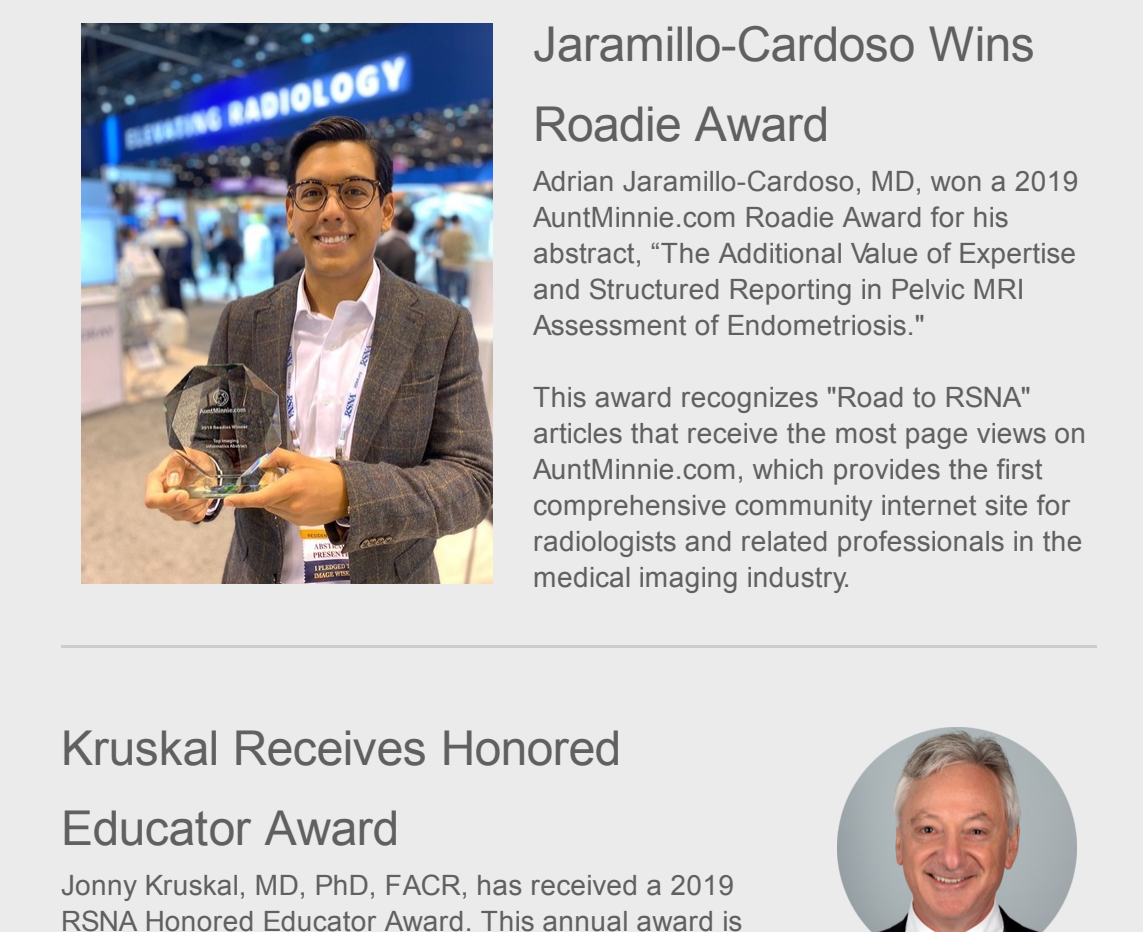
As part of an action-packed, weeklong schedule of industry meetings, academic programs, technical exhibits, networking and events, our faculty and residents presented more than 20 education courses, 15 scientific papers and posters, and seven education exhibits.

These sessions covered diverse clinical, academic and research topics, including AI-led transformation in radiology in emerging countries, fostering dignity and respect in the workplace, using informatics to create a patient-centered practice, and addressing radiologist burnout.

Check out the highlights below—including a selection of Radiology awards and honors—from RSNA 2019!



Upon arrival at McCormick Place, attendees were greeted with big, bold signage inviting them to "See possibilities together."



Team BIDMC Radiology enjoying the conference together. From left to right: Residents Fady El-Gabalawy, MD, Kevin Sun, MD, and Kimberlee Hashiba, MD; Attending Anu Shenoy-Bhangle, MD; Residents Christina Konstantopoulos, MD, and Yukon Gao, MD, and Acting Emergency Radiology Section Chief Robin Levenson, MD.

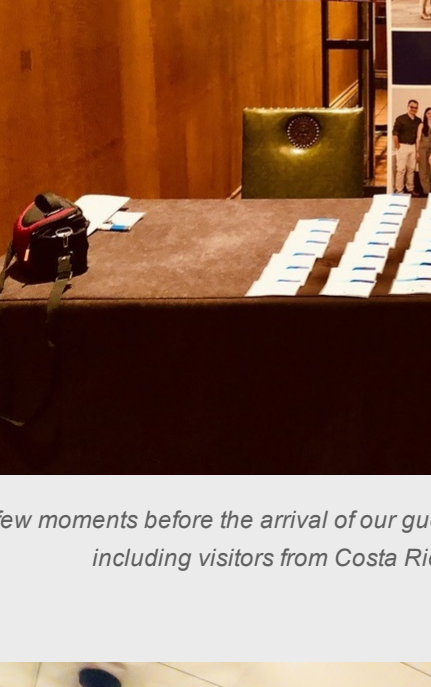


Just one snapshot of a sprawling landscape of technical exhibits, which included major industry players and small health care startups alike.

Ljuboja Awarded RSNA Trainee

Research Prize

Damir Ljuboja, MBA, of Interventional Radiology (IR), received the RSNA Trainee Research Prize for his scientific presentation, "Time-Driven, Activity-Based Costing in Interventional Oncology: Calculating the Longitudinal Costs of Care for Multidisciplinary HCC Care." This award is presented in recognition of an important contribution to research in radiology by a trainee. Damir continues to study IR economics under the mentorship of Ammar Sarwar, MD, IR Faculty.



Jaramillo-Cardoso Wins

Roadie Award

Adrian Jaramillo-Cardoso, MD, won a 2019 AuntMinnie.com Roadie Award for his abstract, "The Additional Value of Expertise and Structured Reporting in Pelvic MRI Assessment of Endometriosis."

This award recognizes "Road to RSNA" articles that receive the most page views on AuntMinnie.com, which provides the first comprehensive community internet site for radiologists and related professionals in the medical imaging industry.

Kruskal Receives Honored

Educator Award

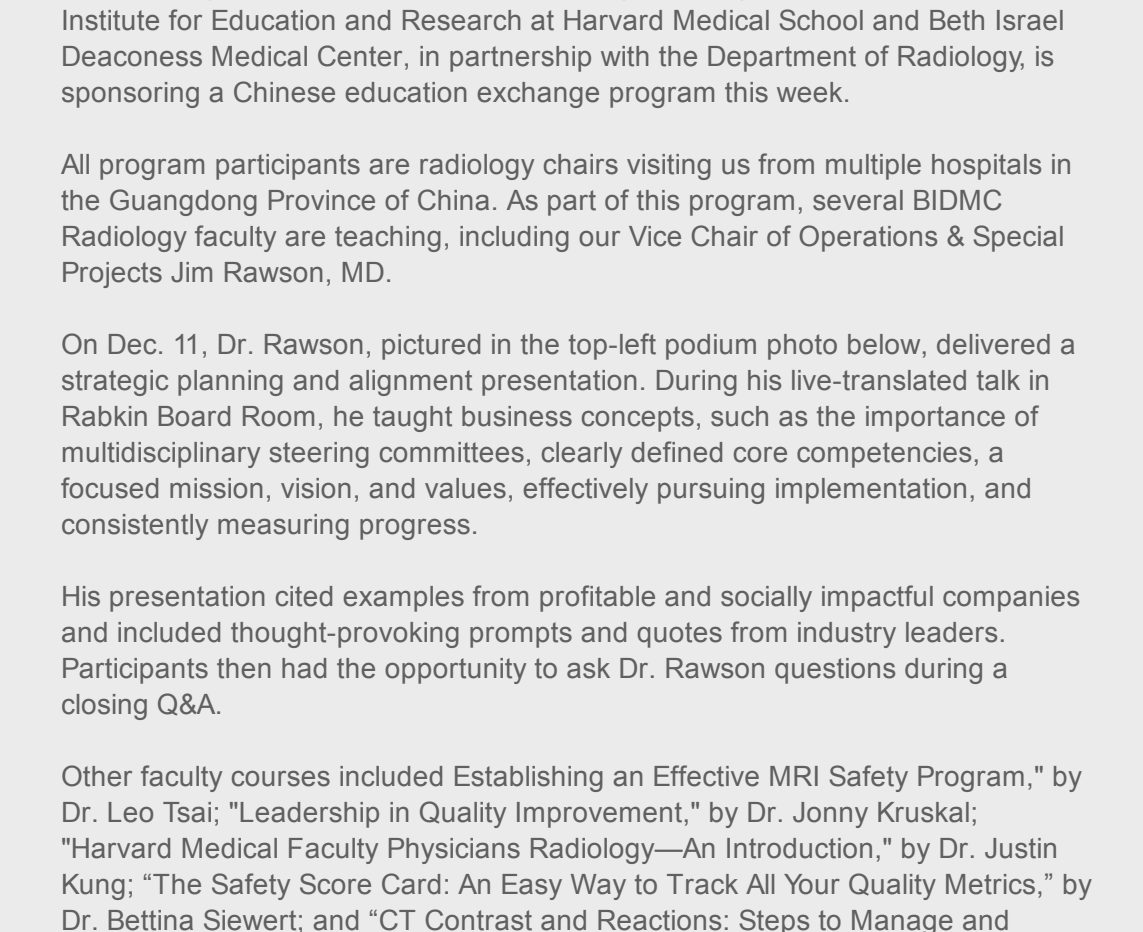
Jonny Kruskal, MD, PhD, FACR, has received a 2019 RSNA Honored Educator Award. This annual award is presented to individuals invested in furthering the profession of radiology by delivering high-quality educational content in their field of study.



Jonny Kruskal



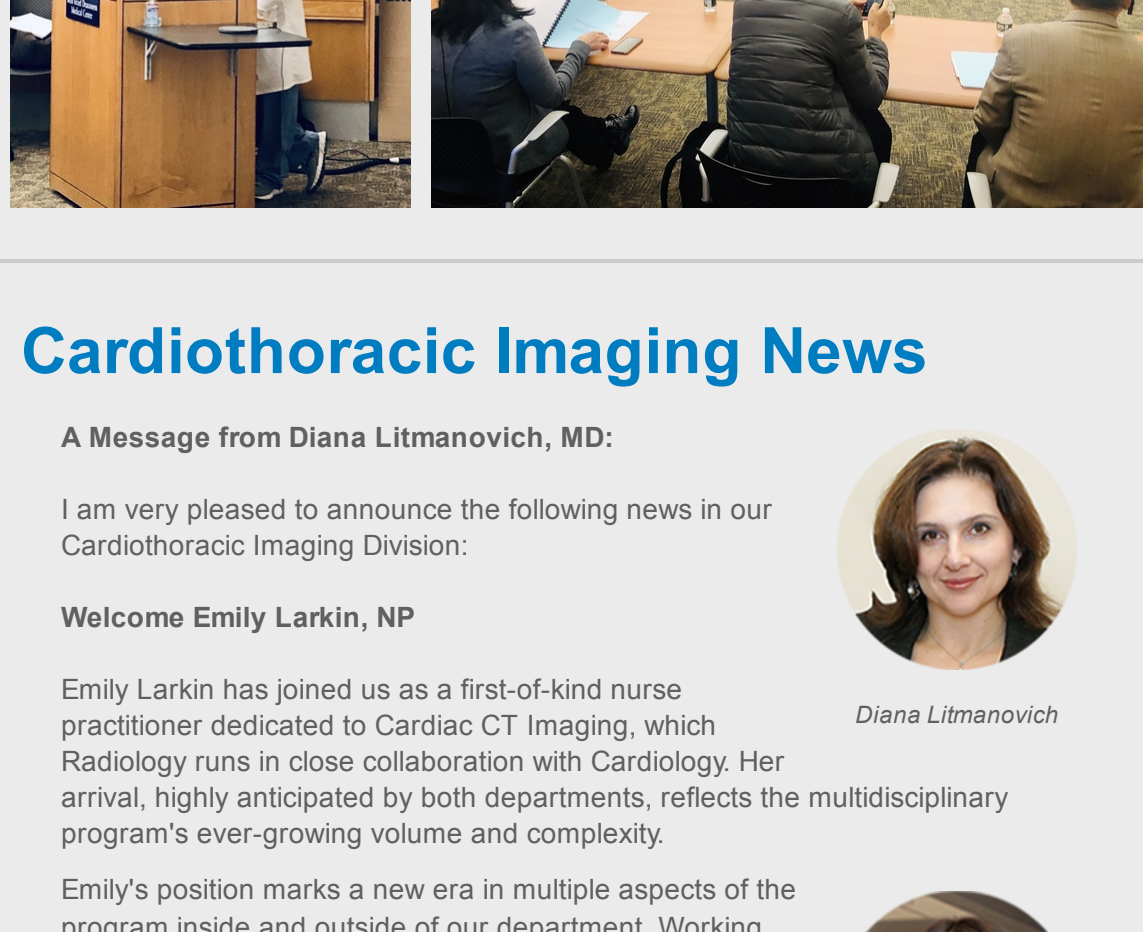
We also hosted our annual BIDMC Radiology alumni reception at University Club of Chicago In College Hall on Dec. 3. The reception included the unveiling of a brand new Radiology banner. This retractable and versatile piece is designed to create a warm welcome at a variety of future gatherings, including interviews and graduations, as well.



A few moments before the arrival of our guests. In total, we welcomed 57 alumni, faculty and trainees, including visitors from Costa Rica, Israel, Italy, New Zealand, and South Africa!



Highlights of the evening included connecting with colleagues, hors d'oeuvre, cocktails and remarks from Dr. Jonny Kruskal.



Thank you, Chicago!

Radiology Teaches in Chinese Education Exchange Program

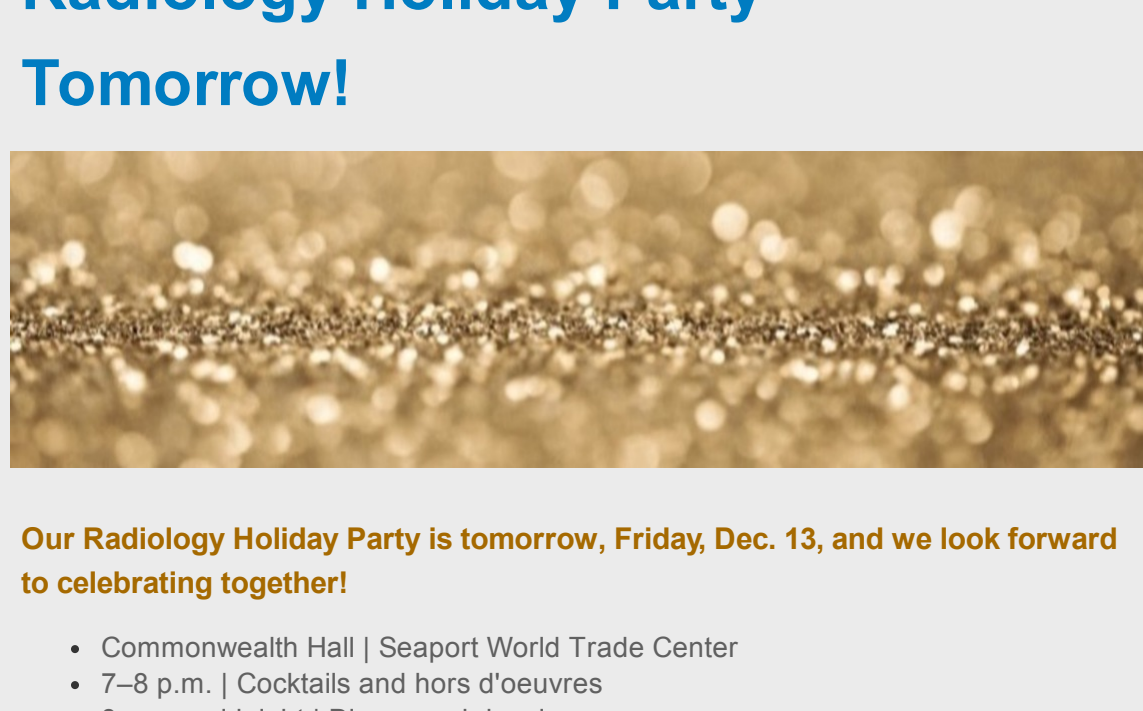
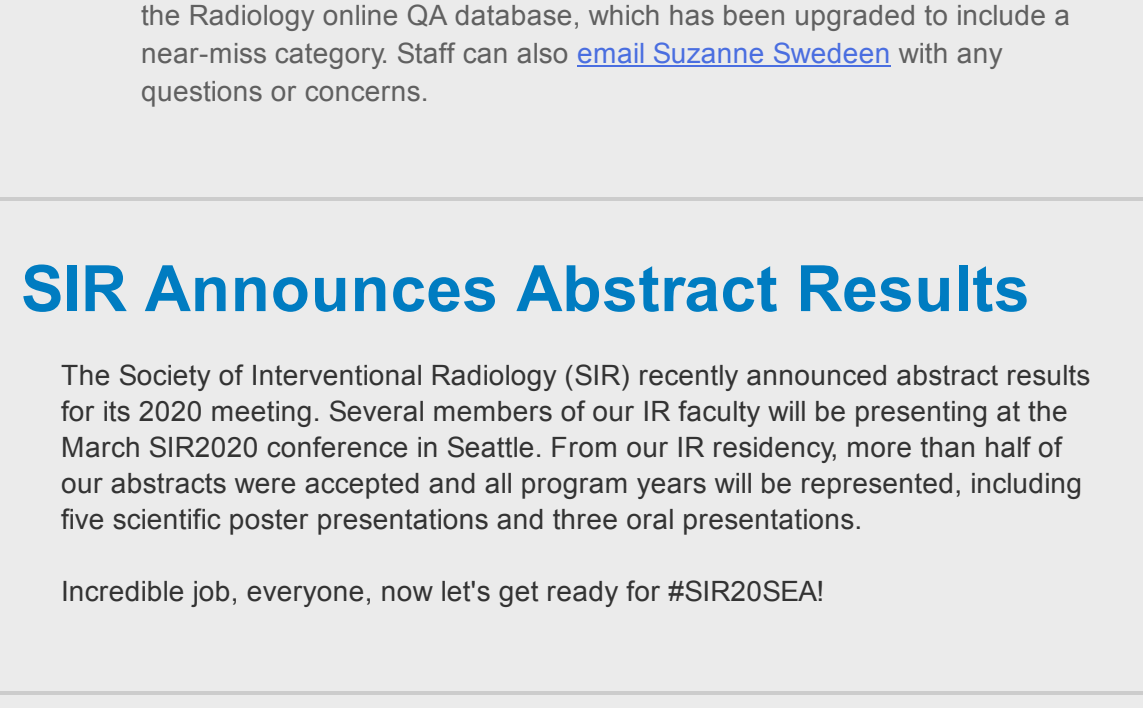
To support global collaboration and knowledge sharing in health care, the Shapiro Institute for Education and Research at Harvard Medical School and Beth Israel Deaconess Medical Center, in partnership with the Department of Radiology, is sponsoring a Chinese education exchange program this week.

All program participants are radiology chairs visiting us from multiple hospitals in the Guangdong Province of China. As part of this program, several BIDMC Radiology faculty are teaching, including our Vice Chair of Operations & Special Projects Jim Rawson, MD.

On Dec. 11, Dr. Rawson, pictured in the top-left podium photo below, delivered a strategic planning and alignment presentation. During his live-translated talk in Rabkin Board Room, he taught business concepts, such as the importance of multidisciplinary steering committees, clearly defined core competencies, a focused mission, vision, and values, effectively pursuing implementation, and consistently measuring progress.

His presentation cited examples from profitable and socially impactful companies and included thought-provoking prompts and quotes from industry leaders. Participants then had the opportunity to ask Dr. Rawson questions during a closing Q&A.

Other faculty courses included Establishing an Effective MRI Safety Program," by Dr. Leo Tsai; "Leadership in Quality Improvement," by Dr. Jonny Kruskal; "Harvard Medical Faculty Physicians Radiology—An Introduction," by Dr. Justin Kung; "The Safety Score Card: An Easy Way to Track All Your Quality Metrics," by Dr. Bettina Siewert; and "CT Contrast and Reactions: Steps to Manage and Prevent Them," by Dr. Anu Shenoy-Bhangle.



Cardiothoracic Imaging with Dr. Diana Litmanovich, MD:

A Message from Diana Litmanovich, MD:

I am very pleased to announce the following news in our Cardiothoracic Imaging Division:

Welcome Emily Larkin, NP

Emily Larkin has joined us as a first-of-its-kind nurse practitioner dedicated to Cardiac CT imaging, which Radiology runs in close collaboration with Cardiology. Her arrival, highly anticipated by both departments, reflects the multidisciplinary program's ever-growing volume and complexity.

Emily's position marks a new era in multiple aspects of the program inside and outside of our department. Working alongside me, cardiothoracic radiology staff and trainees, and Radiology Nursing, she is currently engaged in several process improvement initiatives, including:

- Collaborating with referral networks, including community providers and Cardiology, Structural Heart, and Liver and Renal Transplant Teams
- Improving communication of pre- and post-CT instructions to patients
- Performing quality assurance of the newly-implemented CT-derived fractional flow reserve (FFR) program
- Developing algorithms for the management of patients before and after cardiac imaging to improve patient care, quality, and patient satisfaction

Emily joins us from Beth Israel Deaconess HealthCare where she worked as an NP along the South Shore. She completed her Master's of Science in Nursing at Boston College's Connell School of Nursing.

She is very excited to be back at BIDMC, where she once worked in Research in Cardiovascular Medicine, and to be a part of such a collaborative, driven, multidisciplinary team. In her free time, Emily enjoys yoga, photography, hiking, and spending time with friends and family.

Welcome, Rachael Kirkbride, MBChB

It is hard to believe that it has been almost six years since our beloved Sven Paulin passed away on Jan. 10, 2014. One of many things continuing his legacy is the Sven Paulin Research Fellowship. It is my distinct pleasure to announce our third Sven Paulin Cardiothoracic Radiology Research Fellow, Rachael Kirkbride, MBChB.

Rachael came to us in January 2019 from Edinburgh, Scotland, where she previously completed her medical degree at the University of Edinburgh. Both her dedication to research and achievements during her 2019 research year here at BIDMC led her to win third place in the American Heart Association Young Investigator Award at NASCI 2019. She is in her third year of radiology residency and will be returning to Edinburgh to finish her training after her BIDMC fellowship.

Her current topics of research include thoracic aortic pathology, coronary artery CT scanning, cardiac infections, and predictors of adverse events in patients with acute pulmonary embolism.

Rachael would like to extend her thanks to everyone at BIDMC for being so welcoming and supportive, and she is looking forward to her year to come.

In her spare time, she enjoys exploring Boston and further afield, dancing, trying new restaurants, and spending time with friends. Any restaurant and travel recommendations are welcome!

Quality & Safety Update

Kim Downes

Receives Safety Excellence Award

For the past few years, our 'Talk to Me' safety excellence initiative has encouraged faculty and staff to commit to speaking up if they have a safety concern and listening when a safety concern is raised. All reported safety concerns are carefully reviewed and the staff member who raises the safety concern with the biggest impact is recognized with a bonus.

Pictured from left to right are Suzanne Swedeen, RN; Bettina Siewert, MD; Kim Downes, RN; and Bridget O'Bryan, RN.

Earlier this year, Kim Downes, RN, received the 'Talk to Me' award when she spoke up to let her team know a patient was on an anticoagulant. This fact was critical to the patient's care and Kim made a big difference in voicing it.

Here is how to report a concern, i.e., any situation that has the potential to cause harm to patients, staff or families:

- An imminent concern for patient or staff safety needs to be called out in the moment. If no patients are present, you should say, "I have a safety concern."
- To alert the team of a safety concern when a patient is present, ask, "Can we review the images on the larger screen outside the room?"
- Staff can also use the hospital-wide incident reporting system (call RL 6) or the Radiology online QA database, which has been upgraded to include a near-miss category. Staff can also email Suzanne Swedeen with any questions or concerns.

SIR Announces Abstract Results

The Society of Interventional Radiology (SIR) recently announced abstract results for its 2020 meeting. Several members of our IR faculty will be presenting at the March SIR2020 conference in Seattle. From our IR residency, more than half of our abstracts were accepted and all program years will be represented, including five scientific poster presentations and three oral presentations.

Incredible job, everyone, now let's get ready for #SIR2020SEA!

Radiology Holiday Party Tomorrow!

Our Radiology Holiday Party is tomorrow, Friday, Dec. 13, and we look forward to celebrating together!

- Commonwealth Hall | Seaport World Trade Center
- 7–8 p.m. | Cocktails and hors d'oeuvres
- 8 p.m.–midnight | Dinner and dancing

Staff Recognized for Going Above and Beyond

Stacie Joyce, CT tech II, CT Scan, has been recognized by a colleague for her exceptional attention to patient safety. During a procedure, just before the placement of gold fiducial seeds, Stacie noticed that a patient had an allergy to gold jewelry. She prevented a serious adverse event—the permanent implantation of a device made of material that the patient was allergic to. Stacie's colleague is extremely grateful for her vigilance. Fantastic job, Stacie!

Walter Smith, patient reception desk representative, Radiology Support Services, has been recognized for his display of compassion and service excellence. Recently, a patient expressed gratitude after Walter helped her find the earliest open appointment for her liver MRI during a stressful time. This patient appreciated Walter's patience, kindness and willingness to efficiently help her and fulfill her request during just one phone call. Additionally, a colleague praised Walter for demonstrating the same level of service and care when a patient needed an urgent scan before meeting with her neurologist. This colleague wrote, "I wanted to let you know that my patient did have her study earlier today because Walter went out of his way to make it happen." Wonderful job, Walter!

Thanks for reading!

The Inside View is a biweekly publication produced by the BIDMC Department of Radiology

Submit your content and feedback:
RadiologyNews@bidmc.harvard.edu

Follow us on Twitter:
[@BIDMCRad](https://twitter.com/BIDMCRad)

Editorial Office:
One Deaconess Rd.
Rosenberg, 3rd Floor
Boston, MA | 02215

SUBSCRIBE UNSUBSCRIBE