

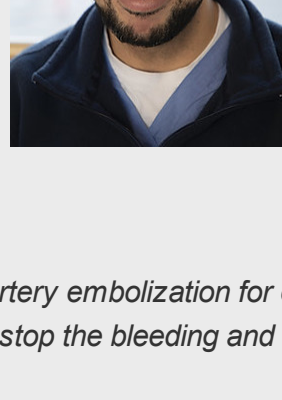
The Inside View

BIDMC Department of Radiology

Awards, Honors & Kudos

Celebrating the Achievements of Our Colleagues

Marwan Moussa, MD, has received a heartfelt letter of appreciation from his patient's grateful mother. We thank Marwan and everyone who worked on this particular case and provided such exceptional and compassionate care. An abridged version of the letter is shown below; identifying details have been removed to protect patient privacy:




"Dear Dr. Moussa,

In the early morning hours... you performed a uterine artery embolization for our daughter. I'm writing to thank you for all that you did to stop the bleeding and preserve her health and well-being.

I retrieved the phrase "uterine artery embolization" from a frantic series of text messages... over the course of that horrific night. My husband and I had never heard of our daughter's complication... or this radiological intervention you performed. [My son-in-law] explained that if this was not successful, he expected that a hysterectomy would be required.

As we stared into the ceiling that night, I asked that whoever you were, you would have the skill and knowledge to help her—and you did. We are grateful beyond whatever these words can convey. I spent two weeks watching over her physical recovery. It is a joy to see her with her husband and her beautiful daughter... Thank you for saving her life.

Today is the first day that I can think of you without having tears of gratitude puddling in my eyes. I am also grateful to your spouse or significant other for allowing you to work these difficult, middle-of-the-night hours. Please be safe."



Rafael Rojas, MD, has been named an American Society of Functional Neuroradiology (ASFNR) [2020 Fellow](#).

The society president writes, "It is ASFNR privilege to announce that 10 of our members were conferred the title of fellows of the ASFNR. These colleagues have been loyal and longstanding members of our society and have made significant contributions to our field, the field of advanced neuroimaging. We will celebrate them in person, along with the 2021 class of fellows of the ASFNR, at the Santa Fe meeting in the fall of 2021. See you all there and, in the meantime, congratulations to our newly introduced fellows of the ASFNR!"

Congratulations, Rafael!

Research News

Now Accepting Pilot Research Minigrant Submissions

The BILH Radiology Foundation Pilot Research Minigrants are designed for department investigators to gain experience in defining objectives and testing hypotheses in preparation for external grant applications and/or manuscript submissions. Awards support preliminary or pilot phase scientific projects and are not intended to supplement major funding that has already been secured. For more information, please read the details below, which include how to submit your proposal.

Minigrant Amount: A one-year grant of up to \$15,000 (plus overhead) will be awarded. Up to \$100,000 will be awarded by this program this academic year.

Eligibility Requirements: Awards are restricted to full-time faculty, part-time faculty, fellows, residents, and research staff employed by the Department of Radiology only. Applicants at the level of assistant professor or below require co-signature on the application by a departmental mentor, and early involvement of the mentor in the proposal development is strongly encouraged.

Nature of Projects: Any area of basic, clinical, or translational research related to radiology is eligible.

Submission Procedures and Deadlines: Submissions are reviewed in two annual cycles:

1. Submissions received by November 17, 2020, will be considered for funding beginning January 15, 2021.
2. Submissions received by May 18, 2021, will be considered for funding beginning July 15, 2021.

Off-cycle applications will be considered based on the availability of funds. Please email your proposal to [Mary Addonizio](#).

Proposal Format: The application should consist of two narrative, single-spaced pages that include: **Specific Aims, Background & Significance, Preliminary Studies** (if any), a brief **Design and Methods** section, a **timeline**, and a section describing how this grant will lead to the preparation of an external grant application and /or submission of a high-impact manuscript. A separate **Budget** page with justification must also be submitted. These grants are not intended for salary support of the applicant or co-investigators, or to cover statistical support.

Review Process: Completed applications will be peer-reviewed by the Research Steering Committee External ad hoc reviewers may be sought for applications with methods outside the committee members' expertise.

Review Criteria: Submitted proposals will be reviewed for their intrinsic merit, synergies with other activities and priorities of the Department, and the likelihood that funding will have a positive impact on the completion of the research project. Because these grants are intended for pilot studies, investigators who already have externally funded research projects must clearly indicate why these funds are necessary.

Reports and Presentations: Award recipients must submit a one-page written report to the Departmental Research Committee at 6 months, and include: a **brief project summary**; **accomplishments**; **planned milestones**, and a **timeline for completion**.

Within 30 days of project completion, awardees must also present a one-page written report to the Departmental Research Committee, including any future plans for the research, an appendix with any reprints or preprints of manuscripts, or any request for external funding (i.e. NIH or RSNA submissions) resulting from the study. Email your reports to Mary Addonizio.

Questions: [Email Mary Addonizio](#) if you have any questions about the application process. For questions about appropriate science, methods, or research emphasis, please contact any member of our Research Steering Committee.

Annual Radiology Meetings and Abstract Deadlines

Medical Education Updates

Musculoskeletal Imaging Fellowship Video Feature

In this featured video, **Jennifer Ni Mhuirheartaigh, MD**, introduces our Harvard-affiliated Musculoskeletal Imaging and Intervention fellowship program and two past fellows share their experiences. Please [share the video](#) and the Musculoskeletal [fellowship webpage](#) with anyone who might be interested in joining our program.



Jennifer Ni Mhuirheartaigh, MD, introduces the Musculoskeletal Imaging and Intervention fellowship program

Previously Featured Videos

- [Body MRI Fellowship Introduction](#)
- [Neuroradiology Fellowship Introduction and Testimonial](#)

DR Residents Host Successful Virtual Info Sessions

On August 20 and 24, our Diagnostic Radiology residents hosted virtual information sessions for medical students to ask questions and learn about our DR residency training program. The sessions collectively drew more than 100 participants from BIDMC and outside institutions.

Diversity & Inclusion Spotlight

Anti-Racism Education Self-Study

BIDMC is on a journey to enhance diversity, equity, and inclusion. Over the last several weeks, the medical center has held a series of listening sessions to hear from physicians and staff how we can continue to drive change in our workforce and work environment. Through these sessions, there was a common theme: a need and desire for more education surrounding racism, anti-racism, and social justice.

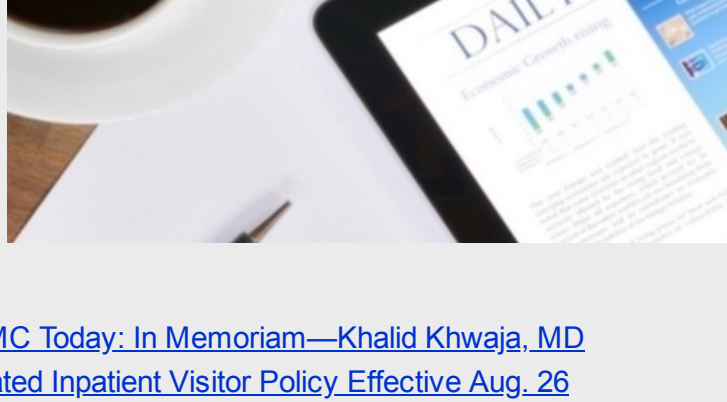


The medical center has been sharing self-paced, self-initiated modules covering the topics of Race and Racism, Implicit Bias, White Privilege and Colorblindness, and Black Lives Matter and Allyship. Each Monday, new materials—including articles and podcasts, reflection questions, statistics, and relevant BIDMC efforts—are posted on the Portal.

[Learn More](#)

In Case You Missed It

Recent BIDMC and Radiology Updates



- [BIDMC Today: In Memoriam—Khalid Khwaja, MD](#)
- [Updated Inpatient Visitor Policy Effective Aug. 26](#)
- [Additional Coronavirus Central Updates](#)
- [Engaging with the News Media and Non-news Communications Requests](#) and [Posting on Social Media](#)

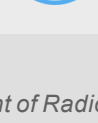
[Submit News](#)

The Inside View is brought to you by the BIDMC Department of Radiology.

Editorial Office:
One Deaconess Rd.
3rd Floor Rosenberg
Boston, MA | 02215

[Our Residencies](#) | [Our Fellowships](#)
[Meet Our Team](#) | [Research Portal Page](#)

[Back Issues of The Inside View](#)



Distributed to the Department of Radiology and BIDMC Colleagues

[SUBSCRIBE](#)

[UNSUBSCRIBE](#)

[Subscribe](#) to our email list.