

# The Inside View

## BIDMC Department of Radiology

### A Message from Our Chair

#### Professional Development Reflections

Dear Colleagues,

One of my mentors once advised me that I should constantly seek new and differently skilled mentors, and one of my goals as your Chair is to help you do the same. Simply put, your professional development and career advancement opportunities are one of our top priorities. As many of you now reflect on your performance as part of annual review season, I thought I might share a few words about this topic.

Within our academic environment, career opportunities can take several forms and involve a diverse mix of players, including coaches, mentors, sponsors, advisors, and role models. In our department, we are blessed with many exceptional and supportive leaders and work hard at the leadership level to bolster and grow our career advancement program.

For our physicians, we offer formal faculty mentorship, as well as our faculty development committee and annual academic review program, our mentor-mentee assignment and partnership work, and expert scientific consultation. We also have our Vice-Chair of Faculty Development, **David Hackney, MD**, who continues to curate educational content for us—including our in-house faculty development [podcast episodes](#)—and our newly appointed Radiology Research Consultant **Deb Burstyn, PhD, Associate Professor of Radiology and Health Sciences and Technology at HMS and MIT**.

Additionally, Grace Huang, MD, and Seward Rutkove, MD, run the BIDMC [Office for Academic Careers and Faculty Development](#), which includes faculty and postdoc resources, grant preparation tools, and coaching for female physicians. Another organization that provides a wealth of information is the [Carl J. Shapiro Institution for Education and Research](#).

There are also many resources available for our trainees and staff. In addition to the required coursework, [myPATH](#) offers a library of training options—everything from Tips for Remote Collaboration to Radiation Safety in a Clinical Setting. You can also become a member of the [BIDMC Academy](#), which strives to enhance and foster professional development at BIDMC, and follow them on Twitter for news about [upcoming virtual events](#). If you're a manager, be sure to explore the [Manager Toolkit](#) on the Portal, which includes articles, podcasts, TED Talks, tools for interviewing, hiring, and onboarding, and more. And, for all employees, I encourage you to check out the [BIDMC Events Calendar](#) for details on future training opportunities and speaker series.

Lastly, I suggest you cultivate a positive and open relationship with your supervisor, set aside plenty of time and thought for your annual review preparations, and seek out connections within our department and across our networks. Having a mentor/mentee relationship can be incredibly valuable and provide you with the sounding board you may need—or the chance for you to do so for someone else on their career journey.

**Jonny**

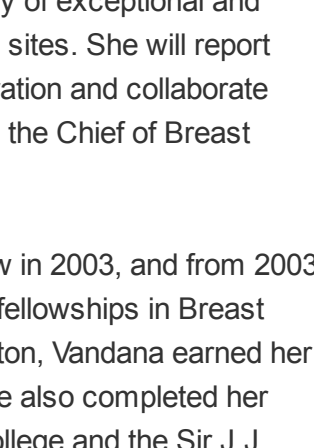
Jonathan B. Kruskal, MD, PhD, FSAR, FACR  
Melvin E. Clouse Professor of Radiology at Harvard Medical School  
Chair, Department of Radiology, Beth Israel Deaconess Medical Center

### Community Network Services News

#### A Message from Justin Kung, MD

Dear Colleagues,

It gives me great pleasure to announce that **Vandana Dialani, MD**, has been appointed Director of Breast Imaging – Community Network Division. Additionally, alongside Sonali Pandya, MD, Vandana will serve as the Co-Director of the BreastCare Center at BID-Needham, succeeding **Tejas Mehta, MD, MPH**. I'd like to personally thank Tejas, who has done an outstanding job managing the practice's growth and development since its inception. Vandana officially assumed these responsibilities on Oct. 1, 2020.



Dr. Dialani

In her new role, Vandana will collaborate with the BID community hospitals and medical office sites, including BID-Needham, BID-Milton, BID-Plymouth, Medical Care Center North (Chelsea), BID Healthcare Lexington and Chestnut Hill, and HMF Radiology – 1101 Beacon. She will work with local administration and management to ensure the delivery of exceptional and uniform breast imaging care and quality across these sites. She will report directly to the Vice-Chair of Radiology Network Integration and collaborate closely with the local Community Hospital Chiefs and the Chief of Breast Imaging – BIDMC.

Vandana joined BIDMC as a Women's Imaging Fellow in 2003, and from 2003-2006, she completed additional research and clinical fellowships in Breast Imaging and Chest Imaging. Before relocating to Boston, Vandana earned her MD from Grant Medical College in Mumbai, India. She also completed her Diagnostic Radiology Residency at Grant Medical College and the Sir J.J. Group of Hospitals in Mumbai.

Vandana has held various administrative leadership positions, including Clinical Director of Breast MRI, since 2013. She was also the site PI for the ECOG/ACRIN trial, "Comparison of Abbreviated Breast MRI and Digital Breast Tomosynthesis in Breast Cancer Screening in Women with Dense Breasts." She has been a mentor to several residents and fellows, was named a Society of Breast Imaging (SBI) Fellow in 2015, and is actively involved with SBI today.

Please join me in welcoming and congratulating Vandana as she works closely with our department leadership to expand our provision of breast imaging services in the community.

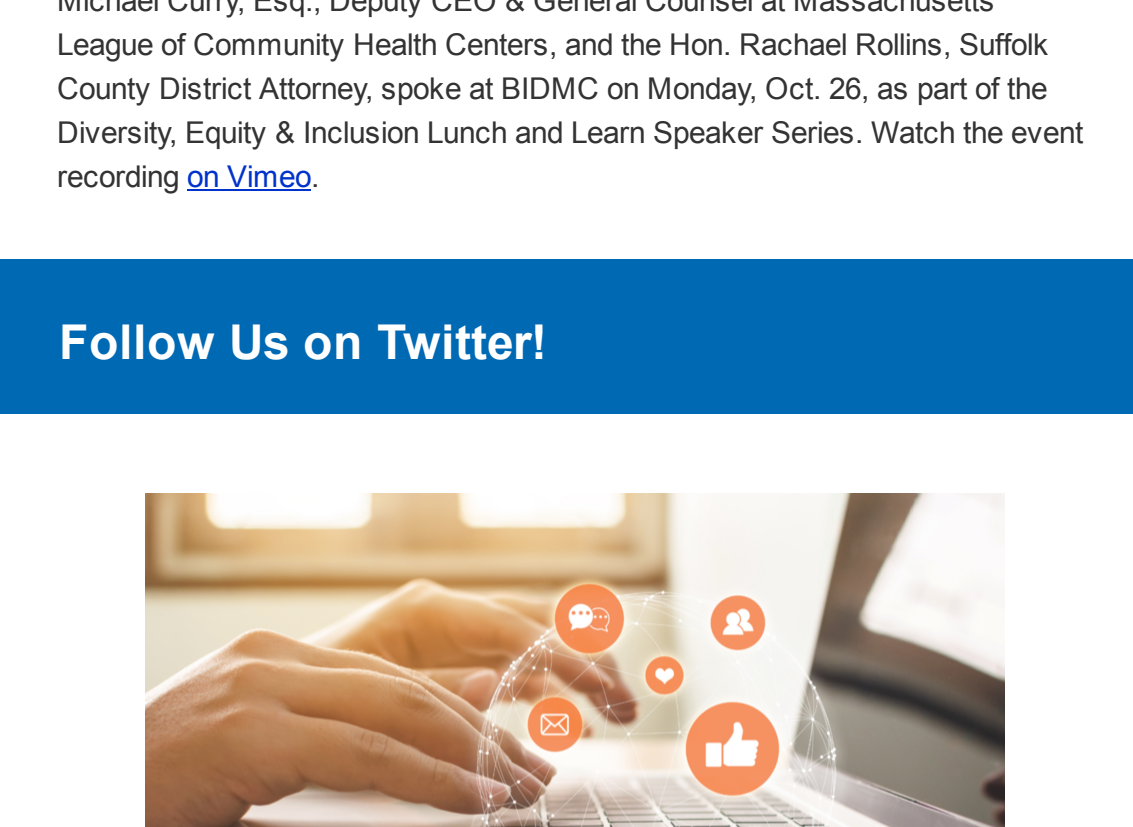
Best Wishes,

**Justin Kung, MD**

Vice-Chair, Network Integration and Business Development  
Chief, Ambulatory and Acute Care Services  
Department of Radiology

### Breast Cancer Awareness Month

#### Providing Education, Inspiring Prevention



Throughout Breast Cancer Awareness Month in October, our Breast Imaging section took to Twitter to share educational content about the importance of screenings and early detection.

Much of this content was shared via the popular new #BreastRadPath series with **Jordana Phillips, MD**, and Liza Quintana, MD, Department of Pathology. Lindsay Oslund also spoke with one of our Breast Imaging patients and [shared her story here](#).

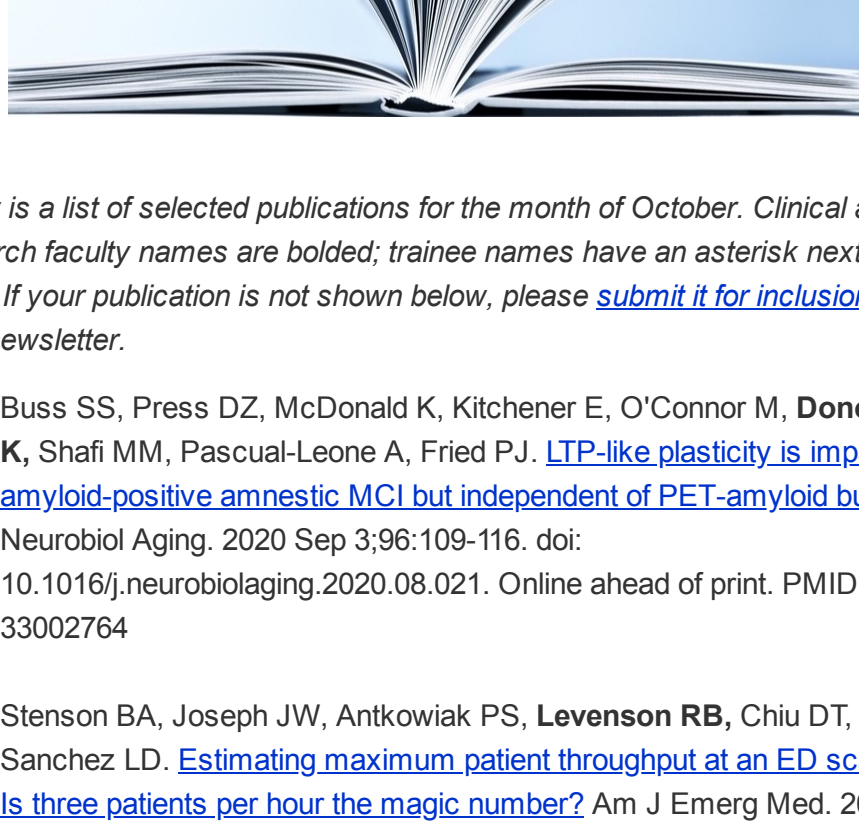
For an informative Tweet thread about the basics of screening mammography by Jordana, [click here](#). We also advertised our [contrast-enhanced mammography program](#) and same-day screenings at [1101 Beacon St.](#)

### Diversity, Equity & Inclusion

#### Lunch & Learn Speaker Series

Michael Curry, Esq., Deputy CEO & General Counsel at Massachusetts League of Community Health Centers, and the Hon. Rachael Rollins, Suffolk County District Attorney, spoke at BIDMC on Monday, Oct. 26, as part of the Diversity, Equity & Inclusion Lunch and Learn Speaker Series. Watch the event recording [on Vimeo](#).

### Follow Us on Twitter!



- Department of Radiology: [@BIDMCRad](#)
- Abdominal Imaging and Interventions: [@BIDMC\\_AbdImg](#)
- Breast Imaging: [@BIDMC\\_BreastImg](#)
- Cardiovascular Imaging: [@BIDMC\\_ChestImg](#)
- Musculoskeletal Imaging and Intervention: [@BIDMC\\_MSKImg](#)
- Interventional Radiology: [@BIDMCIVR](#)

### In Case You Missed It

#### Recent BIDMC and Radiology Updates

##### Flu Vaccination and Fit Testing

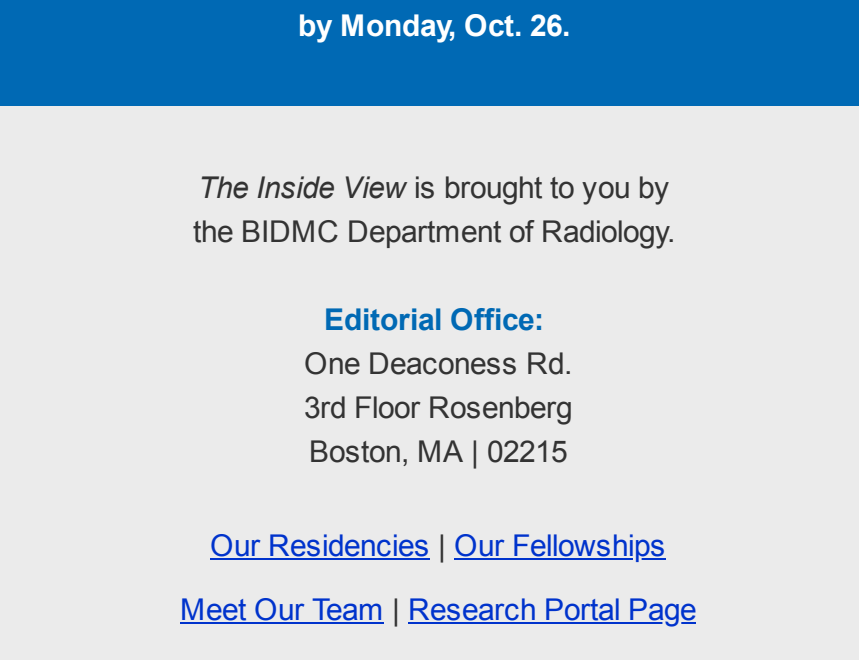
Vaccination/response is an annual requirement for staff and physicians and flu shots are strongly encouraged for all staff. Flu shots kiosks will be held through **Sunday, Nov. 1, from 6:30 a.m. to 4:30 p.m.** on East Campus/Shapiro 10. The fit testing kiosk will be held **through Friday, Oct. 30**, in the Leventhal Conference Room on East Campus.

[Click here for more information on flu and fit testing.](#)

##### Additional Items:

- [Coronavirus Central Updates](#)
- [Open Enrollment is Nov. 2 to 20!](#)
- [BIDMC Today: Patient Voting from the Hospital Bed](#)
- [Employee Assistance Program Resources](#)
- [Submit a Radiology Pilot Research/Minigrant Proposal](#)
- [Annual Radiology Meetings and Abstract Deadlines](#)

### Selected Publications



Below is a list of selected publications for the month of October. Clinical and research faculty names are bolded; trainee names have an asterisk next to them. If your publication is not shown below, please [submit it for inclusion](#) in our next newsletter.

- Buss SS, Press DZ, McDonald K, Kitchener E, O'Connor M, **Donohoe K**, Shafi MM, Pascual-Leone A, Fried PJ. [LTP-like plasticity is impaired in amyloid-positive amnesic MCI but independent of PET-amyloid burden](#). Neurobiol Aging. 2020 Sep 3;96:109-116. doi: 10.1016/j.neurobiolaging.2020.08.021. Online ahead of print. PMID: 33002764

- Stenson BA, Joseph JW, Antkowiak PS, **Levenson RB**, Chiu DT, Sanchez LD. [Estimating maximum patient throughput at an ED scanner: Is three patients per hour the magic number?](#) Am J Emerg Med. 2020 Oct 10:S0735-6757(20)30898-6. doi: 10.1016/j.ajem.2020.10.012. Online ahead of print. PMID: 33082061

- Benson B, **Levine D**. Updates in adnexal cyst recommendations, 2021 ARRS categorical course, AJR 2021, in press.

- Aid M, Busman-Sahay K, Vidal SJ, Maliga Z, Bondoc S, Starke C, Terry M, Jacobson CA, Wrijil L, Ducat S, **Brook OR**, Miller AD, Porto M, Pellegrini KL, Pino M, Hoang TN, Chandrashekar A, Patel S, Stephenson K, Bosinger SE, Andersen H, Lewis MG, Hecht JL, Sorger PK, Martinot AJ, Estes JD, Barouch DH. [Vascular Disease and Thrombosis in SARS-CoV-2-Infected Rhesus Macaques](#). Cell. 2020 Oct 9:S0092-8674(20)31311-8. doi: 10.1016/j.cell.2020.10.005. Online ahead of print.PMID: 33065030 Free PMC article.

- de Margerie-Mellon C**, Ngo LH, **Gill RR**, Monteiro Filho AC, **Heidinger BH**, Onken A, Medina MA, VanderLaan PA, Bankier AA. [The Growth Rate of Subsolid Lung Adenocarcinoma Nodules at Chest CT](#). Radiology. 2020 Oct;297(1):189-198. doi: 10.1148/radiol.2020192322. Epub 2020 Aug 4.PMID: 32749206

- Durfee SM, Goldenson RP, **Gill RR**, Rincon SP, **Flower E**, Avery LL. [Medical Student Education Roadblock Due to COVID-19: Virtual Radiology Core Clerkship to the Rescue](#). Acad Radiol. 2020 Oct;27(10):1461-1466. doi: 10.1016/j.acra.2020.07.020. Epub 2020 Jul 24.PMID: 32747181 Free PMC article.

- Phillips WW, Weiss KD, Diges CS, **Gill RR**, Mazzola E, Tsukada H, Schumacher LY, Colson YL. [Finding the "True" No Cohort: Technical Aspects of Near-Infrared Sentinel Lymph Node Mapping in Non-small Cell Lung Cancer](#). Ann Surg. 2020 Oct;272(4):583-588. doi: 10.1097/SLA.0000000000004176.PMID: 32657925

- Niu BT, Nicolaou S, **Levine D**, Sanelli PC, Abujudeh H, Siddiqi J, Forster BB, Khosa F. [Trends in Gender and Racial Profiles of U.S. Academic Radiology Faculty](#). J Am Coll Radiol. 2020 Oct;17(10):1337-1343. doi: 10.1016/j.jacr.2020.03.019. Epub 2020 Apr 17.PMID: 32305422

- \*Munsch F, **Varma G**, \*Taso M, Girard O, Guidon A, Duhamel G, **Alsop DC**. [Characterization of the cortical myeloarchitecture with inhomogeneous Magnetization Transfer imaging \(ihMT\)](#). Neuroimage. 2020 Oct 9:117442. doi: 10.1016/j.neuroimage.2020.117442. Online ahead of print. PMID: 33039620

- \*Ljuboja D, **Weinstein JL**, **Ahmed M**, **Sarwar A**. [Extrahepatic transarterial radioembolization to treat fibrolamellar hepatocellular carcinoma: A case report](#). Radiol Case Rep. 2020 Oct 12;15(12):2613-2616. doi: 10.1016/j.radcr.2020.09.043. eCollection 2020 Dec. PMID: 33088374 Free PMC article.

- Heidinger BH**, DaBreo D, Kirkbride R, Santos M, Carroll BJ, Feldman SA, Mohebbi D, McCormick I, Matos JD, **Manning WJ**, **Litmanovich DE**. [Risk assessment of acute pulmonary embolism utilizing coronary artery calcifications in patients that have undergone CT pulmonary angiography and transthoracic echocardiography](#). Eur Radiol. 2020 Oct 13. doi: 10.1007/s00330-020-07385-5. Online ahead of print. PMID: 33051734

The next edition of *The Inside View* will publish on **Friday, Nov. 13**.

Have news to share?

Please [email it to Lindsay Oslund](#)

by **Monday, Oct. 26**.

*The Inside View* is brought to you by the BIDMC Department of Radiology.

**Editorial Office:**

One Deaconess Rd.

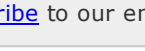
3rd Floor Rosenberg

Boston, MA | 02215

[Our Residencies](#) | [Our Fellowships](#)

[Meet Our Team](#) | [Research Portal Page](#)

[Back Issues of The Inside View](#)



Distributed to the Department of Radiology, BIDMC Colleagues, and Our Alumni

SUBSCRIBE

UNSUBSCRIBE

[Subscribe](#) to our email list.